

555000.000000

556000.000000

263000.000000

263000.000000

262000.000000

262000.000000







555000.000000

556000.000000



© Crown copyright.
All rights reserved 100023279 (2015)

Policies Map (April 2015) Swaffham Bulbeck (Insert Map 8.40)

-  **Development Envelope**
-  **Conservation Area**
-  **Scheduled Ancient Monument**
-  **County Wildlife Site**
-  **Green Belt**
-  **Historic Parks & Gardens**



East Cambridgeshire
District Council



Not to scale